



Closed Positions

The table below shows full performance data for every AIM Investor closed position since the service was launched in January 2019.

Name	Ticker	Open Date	Open Price	Closed Price	Close Date	Profit/Loss (%)*
Trans-Siberian Gold	TSG	31/01/2019	44.3	50.0	28/01/2020	+ 12.87%
Dart Group	DTG	27/06/2019	831	1712	28/01/2020	+ 106.82%
Johnson Service	JSG	08/08/2019	165	126	30/04/2020	- 23.64%
Churchill China	CHH	24/10/2019	1580	1460	30/04/2020	- 7.59%
Best Of The Best	BOTB	12/12/2019	320	603	13/05/2020	+ 88.44%
Goldplat	GLDP	12/03/2020	4.300	7.690	30/07/2020	+ 78.84%
Highland Gold	HGM	13/02/2020	205	294.40	05/08/2020	+ 45.07%
Codemasters	CDM	14/02/2019	178.7	370.0	06/08/2020	+ 107.05%
Sylvania	SLP	03/10/2019	36.93	67.50	03/09/2020	+ 82.78%
Frontier Developments	FDEV	30/01/2020	1404	2401	11/11/2020	+ 71.01%
Frontier Developments (2 nd tranche)	FDEV	26/03/2020	1157	2401	11/11/2020	+ 107.52%
Quartix	QTX	05/09/2019	335	370	08/12/2020	+ 10.40%
Ergomed	ERGO	09/04/2020	453	925	08/12/2020	+ 104.19%
Scientific Digital Imaging	SDI	22/08/2019	53	122.90	31/01/2021	+ 131.89%
Gamma Communications	GAMA	28/12/2019	876	1910	20/05/2021	+ 118.13%
Keystone Law	KEYS	18/04/2019	426	640	02/06/2021	+ 50.23%
GB Group	GBG	31/10/2019	610	901	10/06/2021	+ 47.70%
D4t4 Solutions	D4T4	14/03/2019	223.7	345	30/06/2021	+ 54.22%
Clinigen	CLIN	28/03/2019	918	613	14/07/2021	- 33.22%
Alumasc Group	ALU	01/04/2021	173	261	26/07/2021	+ 50.87%
MTI Wireless Edge	MWE	04/06/2020	38.5	80	17/08/2021	+ 107.79%
Arcontech	ARC	19/11/2020	198	142.70	02/09/2021	- 27.93%
Renew Holdings	RNW	27/02/2020	525	797	06/09/2021	+ 51.81%
Renew Holdings (2 nd tranche)	RNW	24/09/2020	432	797	06/09/2021	+ 84.49%
Next Fifteen Communications	NFC	10/09/2020	480	1154	14/09/2021	+ 140.42%
Ramsdens Holdings	RFX	11/07/2019	189.94	155	29/11/2021	- 14.40%
Quixant	QXT	04/02/2021	128	160.10	29/11/2021	+ 28.10%
Serica Energy	SQZ	04/03/2021	120	209	29/11/2021	+ 77.10%
IG Design	IGR	25/07/2019	584	279	05/01/2022	- 48.20%
Kape Technologies	KAPE	23/04/2020	174	445	05/01/2022	+ 155.70%
Suresurve	SUR	08/10/2020	53	98	07/01/2022	+ 86.80%

*The table above shows ALL stock recommendations since AIM Investor's launch on 4th January 2019. Please be aware that all entry and current price levels are mid-prices. Profit/loss includes any dividends received during holding period. No allowance for dealing costs, fees or taxes has been made. Past performance is not a guarantee of future performance.

 www.aiminvestor.co.uk  +44 203 973 8007  info@aiminvestor.co.uk

The research provided by AIM Investor is prepared for general information only and should not be construed as any form of investment advice. It does not take into consideration your personal circumstances, including your investment objectives, risk profile, tax status, knowledge and understanding or financial situation. The value of shares bought through a share dealing account, a stocks and shares ISA, a SIPP can fall as well as rise, which could mean getting back less than you originally put in.

AIM Investor provides research for shares listed on AIM (Alternative Investment Market) which can carry risk to your capital. AIM shares may not be suitable for all investors. The value of investments can fall as well as rise, and you may get back less than you invested. Please ensure you fully understand the risks involved and seek independent advice if necessary.

AIM Investor is a trading name of Regency Capital Group Ltd (a company registered in England and Wales under number 11921999). Registered address at 35 Berkeley Square, Mayfair, London, United Kingdom, W1J 5BF.




Regency Capital Group Ltd is authorised and regulated by the Financial Conduct Authority (Register No. 916337).

Open Positions

The table below shows performance data for every AIM Investor open position since the service was launched in January 2019.

Name	Ticker	Open Date	Entry Price	Current Price*	Profit/Loss (%)*
Bioventix	BVX	19/09/2019	3825	3645	-4.70%
boohoo	BOO	14/11/2019	266	76.52	-71.23%
Midwich Group PLC	MIDW	28/11/2019	599	556.6	-7.07%
Learning Tech	LTG	02/01/2020	141	116.9	-17.09%
Eckoh	ECK	16/01/2020	59	42	-28.81%
Cohort	CHR	07/05/2020	561	521	-7.13%
Anglo Asian Mining	AAZ	21/05/2020	142	78.3	-44.85%
Bango	BGO	18/06/2020	177	166.25	-6.07%
Craneware	CRW	02/07/2020	1705	1360	-20.23%
Robinson	RBN	16/07/2020	121	80	-33.88%
Oxford Metrics	OMG	30/07/2020	75.2	77	2.39%
Ideagen	IDEA	13/08/2020	197	347	76.14%
Begbies Traynor	BEG	27/08/2020	84.9	134.14	57.99%
Spectra Systems	SPSY	22/10/2020	190	145	-23.68%
Pan African Resources	PAF	05/11/2020	22	19.84	-9.81%
Tracsis	TRCS	03/12/2020	622	973.98	56.58%
Restore	RST	17/12/2020	375	435.8	16.21%
Central Asian Metals	CAML	07/01/2021	268	228	-14.92%
Somero	SOM	21/01/2021	385	389.45	1.15%
Inspects	SPEC	18/02/2021	329	330.1	0.33%
Ceres Power	CWR	18/03/2021	1094	661	-39.57%
Eckoh	ECK	15/04/2021	78.7	42	-46.63%
Tremor International	TRMR	29/04/2021	715	429.3	-39.95%
MPAC Group	MPAC	13/05/2021	524	412.18	-21.33%
Character Group	CCT	27/05/2021	635	575	-9.44%
Bango	BGO	10/06/2021	210	166.25	-20.83%
Keywords Studios	KWS	24/06/2021	2490	2110.08	-15.25%
Science Group	SAG	08/07/2021	396	395	-0.25%
Xpediator Plc	XPD	22/07/2021	70	34	-51.42%
Ixico	IXI	05/08/2021	68	38.5	-43.38%
EQTEC	EQE	19/08/2021	1.29	0.72	-44.18%
Renold	RNO	02/09/2021	23	25.33	10.13%
Gattaca	GATC	16/09/2021	207	65.7	-68.26%
Yellow Cake	YCA	30/09/2021	332	359.3	8.22%
TMX Impact	TPX	14/10/2021	235	162.5	-30.85%
Enwell Energy	ENW	28/10/2021	42.3	21.1	-50.11%
Marlowe Plc	MRL	11/11/2021	937	906	-3.30%
Warpaint London	W7L	25/11/2021	155	128.48	-17.10%
Surface Transforms	SCE	09/12/2021	54	44.95	-16.75%
Mulberry	MUL	16/12/2021	320	270	-15.62%
Inland Homes	INL	06/01/2022	56	46.09	-17.69%
eEnergy	EAAS	20/01/2022	15	7.09	-52.73%
Learning Tech (2 nd tranche)	LTG	03/02/2022	170	116.9	-31.23%
Solid State	SOLI	17/02/2022	1160	1050	-9.48%
Gamma Communications	GAMA	03/03/2022	1488	1130	-24.05%
K3 Capital	K3C	17/03/2022	271	228	-15.86%
Totally	TLY	31/03/2022	35	40	14.28%
Kitwave	KITW	14/04/2022	146	159.16	9.01%
CentralNic	CNIC	28/04/2022	125	129.15	3.32%
Alliance Pharma	APH	12/05/2022	109	108.34	-0.60%

*Prices correct as of 19th May 2022. The table above shows ALL stock recommendations since AIM Investor's launch on 4th January 2019. Please be aware that all entry and current price levels are mid-prices. Profit/loss includes any dividends received during holding period. No allowance for dealing costs, fees or taxes has been made. Past performance is not a guarantee of future performance.

 www.aiminvestor.co.uk  +44 203 973 8007  info@aiminvestor.co.uk

The research provided by AIM Investor is prepared for general information only and should not be construed as any form of investment advice. It does not take into consideration your personal circumstances, including your investment objectives, risk profile, tax status, knowledge and understanding or financial situation. The value of shares bought through a share dealing account, a stocks and shares ISA, a SIPP can fall as well as rise, which could mean getting back less than you originally put in.

AIM Investor provides research for shares listed on AIM (Alternative Investment Market) which can carry risk to your capital. AIM shares may not be suitable for all investors. The value of investments can fall as well as rise, and you may get back less than you invested. Please ensure you fully understand the risks involved and seek independent advice if necessary.

AIM Investor is a trading name of Regency Capital Group Ltd (a company registered in England and Wales under number 11921999). Registered address at 35 Berkeley Square, Mayfair, London, United Kingdom, W1J 5BF.

Regency Capital Group Ltd is authorised and regulated by the Financial Conduct Authority (Register No. 916337).