




## Open Positions

Name	Ticker	Open Date	Entry Price	Current Price*	Profit/Loss (%)
Ramsdens Holdings	RFX	11/07/2019	189.94	165.55	-12.84%
IG Design	IGRI	25/07/2019	584	486	-16.78%
Bioventix	BVX	19/09/2019	3825	3915	2.35%
boohoo	BOO	14/11/2019	266	194.29	-26.95%
Midwich Group PLC	MIDW	28/11/2019	599	623.7	4.12%
Learning Tech	LTG	02/01/2020	141	203.6	44.39%
Eckoh	ECK	16/01/2020	59	55.5	-5.93%
Kape Tech	KAPE	23/04/2020	174	419.75	141.23%
Cohort	CHRT	07/05/2020	561	564.88	0.69%
Anglo Asian Mining	AAZ	21/05/2020	142	122.25	-13.90%
Bango	BGO	18/06/2020	177	183	3.38%
Craneware	CRW	02/07/2020	1705	2430	42.52%
Robinson	RBN	16/07/2020	121	99	-18.18%
Oxford Metrics	OMG	30/07/2020	75.2	105	39.62%
Ideagen	IDEA	13/08/2020	197	308	56.34%
Begbies Traynor	BEG	27/08/2020	84.9	132.75	56.36%
Sureserve	SUR	08/10/2020	53	69	30.18%
Spectra Systems	SPSY	22/10/2020	190	148.35	-21.92%
Pan African Resources	PAF	05/11/2020	22	15.04	-31.63%
Tracsis	TRCS	03/12/2020	622	920	47.90%
Restore	RST	17/12/2020	375	484.6	29.22%
Central Asian Metals	CAML	07/01/2021	268	223	-16.79%
Somero	SOM	21/01/2021	385	502.5	30.51%
Quixant	QXT	04/02/2021	128	188.9	47.57%
Inspects	SPEC	18/02/2021	329	390	18.54%
Serica Energy	SQZ	04/03/2021	120	238	98.33%
Ceres Power	CWR	18/03/2021	1094	949.5	-13.20%
Eckoh	ECK	15/04/2021	78.7	55.5	-29.47%
Tremor International	TRMR	29/04/2021	715	662.02	-7.40%
MPAC Group	MPAC	13/05/2021	524	523	-0.19%
Character Group	CCT	27/05/2021	635	512.5	-19.29%
Bango	BGO	10/06/2021	210	183	-12.85%
Keywords Studios	KWS	24/06/2021	2490	2872.4	15.35%
Science Group	SAG	08/07/2021	396	454	14.64%
Xpediator Plc	XPD	22/07/2021	70	57.89	-17.29%
Ixico	IXI	05/08/2021	68	79.14	16.38%
EQTEC	EQE	19/08/2021	1.29	1.05	-18.60%
Renold	RNO	02/09/2021	23	25.3	10.00%
Gattaca	GATC	16/09/2021	207	194	-6.28%
Yellow Cake	YCA	30/09/2021	332	329.5	-0.75%

## Closed Positions

Name	Ticker	Open Date	Open Price	Closed Price	Close Date	Profit/Loss (%)
Trans-Siberian Gold	TSG	31/01/2019	44.3	50.0	28/01/2020	+12.87%
Dart Group	DTG	27/06/2019	831	1712	28/01/2020	+106.82%
Johnson Service	JSG	08/08/2019	165	126	30/04/2020	-23.64%
Churchill China	CHH	24/10/2019	1580	1460	30/04/2020	-7.59%
Best Of The Best	BOTB	12/12/2019	320	603	13/05/2020	+88.44%
Goldplat	GLDP	12/03/2020	4.300	7.690	30/07/2020	+78.84%
Highland Gold	HGM	13/02/2020	205	294.40	05/08/2020	+45.07%
Codemasters	CDM	14/02/2019	178.7	370.0	06/08/2020	+107.05%
Sylvania	SLP	03/10/2019	36.93	67.50	03/09/2020	+82.78%
Frontier Developments	FDEV	30/01/2020	1404	2401	11/11/2020	+71.01%
Frontier Developments	FDEV	26/03/2020	1157	2401	11/11/2020	+107.52%
Quartix	QTX	05/09/2019	335	370	08/12/2020	+10.40%
Ergomed	ERGO	09/04/2020	453	925	08/12/2020	+104.19%
Scientific Digital Imaging	SDI	22/08/2019	53	122.90	31/01/2021	+131.89%
Gamma Communications	GAMA	28/12/2019	876	1910	20/05/2021	+118.13%
Keystone Law	KEYS	18/04/2019	426	640	02/06/2021	+50.23%
GB Group	GBG	31/10/2019	610	901	10/06/2021	+47.70%
D414 Solutions	D4T4	14/03/2019	223.7	345	30/06/2021	+54.22%
Clinigen	CLIN	28/03/2019	918	613	14/07/2021	-33.22%
Alumasc Group	ALU	01/04/2021	173	261	26/07/2021	+50.87%
MTI Wireless Edge	MWE	04/06/2020	38.5	80	17/08/2021	+107.79%
Arcontech	ARC	19/11/2020	198	142.70	02/09/2021	-27.93%
Renew Holdings	RNW	27/02/2020	525	797	06/09/2021	+51.81%
Renew Holdings	RNW	24/09/2020	432	797	06/09/2021	+84.49%
Next Fifteen Communications	NFC	10/09/2020	480	1154	14/09/21	+140.42%

\*Prices correct as of 6<sup>th</sup> October 2021. The table above shows ALL stock recommendations since AIM Investor's launch on 4<sup>th</sup> January 2019. Please be aware that all entry and current price levels are mid-prices. No allowance for dealing costs, fees or taxes has been made. Past performance is not a guarantee of future performance.

 [www.aiminvestor.co.uk](http://www.aiminvestor.co.uk)  +44 203 973 8007  [info@aiminvestor.co.uk](mailto:info@aiminvestor.co.uk)

The research provided by AIM Investor is prepared for general information only and should not be construed as any form of investment advice. It does not take into consideration your personal circumstances, including your investment objectives, risk profile, tax status, knowledge and understanding or financial situation. The value of shares bought through a share dealing account, a stocks and shares ISA, a SIPP can fall as well as rise, which could mean getting back less than you originally put in.

AIM Investor provides research for shares listed on AIM (Alternative Investment Market) which can carry risk to your capital. AIM shares may not be suitable for all investors. The value of investments can fall as well as rise, and you may get back less than you invested. Please ensure you fully understand the risks involved and seek independent advice if necessary.

AIM Investor is a trading name of Regency Capital Group Ltd (a company registered in England and Wales under number 11921999). Registered address at 35 Berkeley Square, Mayfair, London, United Kingdom, W1J 5BF.

Regency Capital Group Ltd is authorised and regulated by the Financial Conduct Authority (Register No. 916337).