




Open Positions

| Name | Ticker | Open Date | Entry Price | Current Price* | Profit/Loss (%) |
|-----------------------|--------|------------|-------------|----------------|-----------------|
| Gamma Communications | GAMA | 28/02/2019 | 876 | 1623.03 | 85.27% |
| D4t4 Solutions | D4T4 | 14/03/2019 | 223.7 | 277 | 23.82% |
| Clinigen | CLIN | 28/03/2019 | 918 | 702 | -23.52% |
| Keystone Law | KEYS | 18/04/2019 | 426 | 630 | 47.88% |
| Ramsdens Holdings | RFX | 11/07/2019 | 189.94 | 166.81 | -12.17% |
| IG Design | IGRI | 25/07/2019 | 584 | 521 | -10.78% |
| Bioventix | BVX | 19/09/2019 | 3825 | 4374 | 14.35% |
| GB Group | GBG | 31/10/2019 | 610 | 801 | 31.31% |
| boohoo | BOO | 14/11/2019 | 266 | 334.4 | 25.71% |
| Midwich Group PLC | MIDW | 28/11/2019 | 599 | 453 | -24.37% |
| Learning Tech | LTG | 02/01/2020 | 141 | 160.7 | 13.97% |
| Eckoh | ECK | 16/01/2020 | 59 | 62.3 | 5.59% |
| Renew Holdings | RNWH | 27/02/2020 | 525 | 522 | -0.57% |
| Kape Tech | KAPE | 23/04/2020 | 174 | 242.25 | 39.22% |
| Cohort | CHRT | 07/05/2020 | 561 | 619.92 | 10.50% |
| Anglo Asian Mining | AAZ | 21/05/2020 | 142 | 138.5 | -2.46% |
| MTI Wireless Edge | MWE | 04/06/2020 | 38.5 | 87 | 125.97% |
| Bango | BGO | 18/06/2020 | 177 | 209.25 | 18.22% |
| Craneware | CRW | 02/07/2020 | 1705 | 2210 | 29.61% |
| Robinson | RBN | 16/07/2020 | 121 | 152.25 | 25.82% |
| Oxford Metrics | OMG | 30/07/2020 | 75.2 | 95.5 | 26.99% |
| Ideagen | IDEA | 13/08/2020 | 197 | 275.13 | 39.65% |
| Begbies Traynor | BEG | 27/08/2020 | 84.9 | 105.5 | 24.26% |
| Next Fifteen | NFC | 10/09/2020 | 485 | 686 | 42.91% |
| Renew Holdings | RNWH | 24/09/2020 | 432 | 522 | 20.83% |
| Sureserve | SUR | 08/10/2020 | 53 | 66.25 | 25.00% |
| Spectra Systems | SPSY | 22/10/2020 | 190 | 161 | -15.26% |
| Pan African Resources | PAF | 05/11/2020 | 22 | 18.02 | -18.09% |
| Arcontech | ARC | 19/11/2020 | 198 | 181 | -8.58% |
| Tracsis | TRCS | 03/12/2020 | 622 | 685 | 10.12% |
| Restore | RST | 17/12/2020 | 375 | 335.25 | -10.60% |
| Central Asian Metals | CAML | 07/01/2021 | 268 | 251.41 | -6.19% |
| Somero | SOM | 21/01/2021 | 385 | 348 | -9.61% |
| Quixant | QXT | 04/02/2021 | 128 | 119.2 | -6.87% |
| Inspecs | SPEC | 18/02/2021 | 329 | 338 | 2.73% |
| Serica Energy | SQZ | 04/03/2021 | 120 | 118 | -1.66% |

Closed Positions

| Name | Symbol | Open Date | Open Price | Closed Price | Close Date | Profit/Loss (%) |
|----------------------------|--------|------------|------------|--------------|------------|-----------------|
| Trans-Siberian Gold | TSG | 31/01/2019 | 44.3 | 50.0 | 28/01/2020 | + 12.87% |
| Dart Group | DTG | 27/06/2019 | 831 | 1712 | 28/01/2020 | + 106.82% |
| Johnson Service | JSG | 08/08/2019 | 165 | 126 | 30/04/2020 | - 23.64% |
| Churchill China | CHH | 24/10/2019 | 1580 | 1460 | 30/04/2020 | - 7.59% |
| Best Of The Best | BOTB | 12/12/2019 | 320 | 603 | 13/05/2020 | + 88.44% |
| Goldplat | GLDP | 12/03/2020 | 4.300 | 7.690 | 30/07/2020 | + 78.84% |
| Highland Gold | HGM | 13/02/2020 | 205 | 294.40 | 05/08/2020 | + 45.07% |
| Codemasters | CDM | 14/02/2019 | 178.7 | 370.0 | 06/08/2020 | + 107.05% |
| Sylvania | SLP | 03/10/2019 | 36.93 | 67.50 | 03/09/2020 | + 82.78% |
| Quartix | QTX | 05/09/2019 | 335 | 370 | 08/12/2020 | + 10.40% |
| Ergomed | ERGO | 09/04/2020 | 453 | 925 | 08/12/2020 | + 104.19% |
| Scientific Digital Imaging | SDI | 22/08/2019 | 53 | 122.90 | 31/01/2021 | + 131.89% |

*Prices correct as of 10th March 2021. The table above shows ALL stock recommendations since AIM Investor's launch on 4th January 2019. Please be aware that all entry and current price levels are mid-prices. No allowance for dealing costs, fees or taxes has been made. Past performance is not a guarantee of future performance.

 www.aiminvestor.co.uk  +44 203 973 8007  info@aiminvestor.co.uk

The research provided by AIM Investor is prepared for general information only and should not be construed as any form of investment advice. It does not take into consideration your personal circumstances, including your investment objectives, risk profile, tax status, knowledge and understanding or financial situation. The value of shares bought through a share dealing account, a stocks and shares ISA, a SIPP can fall as well as rise, which could mean getting back less than you originally put in.

AIM Investor provides research for shares listed on AIM (Alternative Investment Market) which can carry risk to your capital. AIM shares may not be suitable for all investors. The value of investments can fall as well as rise, and you may get back less than you invested. Please ensure you fully understand the risks involved and seek independent advice if necessary.

AIM Investor is a trading name of Regency Capital Group Ltd (a company registered in England and Wales under number 11921999). Registered address at 35 Berkeley Square, Mayfair, London, United Kingdom, W1J 5BF.

Regency Capital Group Ltd is authorised and regulated by the Financial Conduct Authority (Register No. 916337).